

POWER SERIES

TDX[®] SP2 NB Modulite



Agile and compact mid wheel drive power chair
with highly adaptable and comfortable Modulite seating



| TDX® SP2 NB Modulite

Movement made easy.

The TDX® SP2 NB (Narrow Base) is our compact and versatile mid wheel drive power chair.

Navigating tight spaces with ease, taking you wherever you want to go in a broad range of environments.


Relax in the confidence that comes with a reliable, high performance drive.



| TDX® SP2 NB Modulite

It starts with a compact base.

The TDX® SP2 NB (Narrow Base) is designed to navigate the tightest of spaces with a consistent and smooth drive performance.



New shroud collection

Choose from a selection of exciting new colour shrouds for a stylish look.



Compact **610 mm** width



Agile **560 mm** turning radius



Excellent manoeuvrability

Mid wheel drive base is easy to navigate through tight spaces indoors and outdoors.



Patented SureStep® suspension

Provides a smooth and comfortable ride, effortlessly tackling challenging surfaces.



Enhanced stability & safety

Designed to ensure all six wheels remain firmly on the ground with the integrated stability lock function.

| TDX® SP2 NB Modulite

New colours. Extra durability.

Add a fresh touch and style with a new shroud colour. The shroud's extra durability helps protect and withstand everyday challenges.



Obsidian Black

Ruby Red

Purple Passion

Peacock Blue

Arctic Blue

| TDX® SP2 NB Modulite

Extensive positioning options.

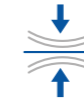
Our versatile Modulite seating system gives a personalised position for extra comfort and support.

Ranging from more basic seating requirements through to more complex postural needs, the modular design maximises positioning possibilities.



Complete solutions

Extensive range of seating options including backrests, seat cushions, armrests, headrests and many others.



Comfortable & safe

50° powered tilt, 300 mm seat rise with 45° tilt bring comfort and security.



LNX legrest

Extends in both length and elevation, working with powered recline to help reduce shear.



Award-winning Matrix®

Personalised Matrix seating options to ensure an optimum fit every time.

Range of tilt options

Provide pressure management and maximised comfort.



300 mm of seat rise combined with up to 45° tilt positioning

| TDX® SP2 NB Modulite

Modulite seating. Modular versatility.

Our most popular seating solution is designed with you in mind. With a modular approach, our Modulite seating is easily tailored to perfectly fit to give exceptional comfort and support.

Tech spec

Seat width: 330 - 580 mm

Seat depth: 410 - 560 mm

Seat height: from 450 mm

Armrest height: 230 - 390 mm

Footrest length: 280mm - 460mm



Adjustable
seating
for a
perfect fit



| TDX® SP2 NB Modulite

Featuring advanced **LiNX**[®] technology.

LiNX[®] technology helps give a personalised and confident drive experience. The innovative technology learns habits and preferences over time making it a super intuitive system.



| TDX® SP2 NB Modulite

LINX®

Discover more.



New Resolve joystick mount

- Exceptional range of achievable joystick positions for optimised comfort.
- Adjustable tension release.
- Optimised comfort and control.



3.5" Touchscreen

Impressive 3.5" colour touchscreen with joystick, speedometer and an odometer.



Specialist controls

Including compact remotes, head arrays and four-switch proximity arrays.



Built-in Bluetooth®

Enables connectivity to devices and environmental controls.



Control input options

A variety of control input options allow a personalised set up for maximum control and reassurance that the power chair will react consistently.




| TDX® SP2 NB Modulite

Technical data.

For further information about this product, including the user manual, please visit our website www.invacare.co.uk

New colours



Seat width	Seat depth	Seat height	Backrest height	Armrest height	Footrests	Seat angle

Modulite 1-piece seat plate:

430 - 480 mm	410 - 510 mm	450 - 475 mm	480/540 mm	275 - 390 mm	290 - 460 mm	0° - 8°
--------------	--------------	--------------	------------	--------------	--------------	---------

Modulite telescopic seat:

330 - 530 mm	410 - 560 mm	450 - 475 mm	480/540/ 560 - 610 mm	230 - 365 mm	280 - 460 mm	0° - 50°
--------------	--------------	--------------	--------------------------	--------------	--------------	----------

Backrest angle	Total height	Total length inc. footrests	Total length without footrests	Driving unit width	Max. user weight	Battery capacity

Modulite 1-piece seat plate:

90° - 120°	1010 mm	1160 mm	980 mm	610 mm	150 kg	50 Ah
------------	---------	---------	--------	--------	--------	-------

Modulite telescopic seat:

90° - 120°	1010 - 1170 mm	1160 mm	980 mm	610 mm	150 kg	50 Ah
------------	----------------	---------	--------	--------	--------	-------

Turning diameter	Max. climbable obstacle height	Max. safe slope	Speed	Driving range	Total weight

Modulite 1-piece seat plate:

1120 mm	75 mm	9° / 16%	up to 10 km/h	up to 26 km	138 kg
---------	-------	----------	---------------	-------------	--------

Modulite telescopic seat:

1120 mm	75 mm	9° / 16%	up to 10 km/h	up to 26 km	164 kg
---------	-------	----------	---------------	-------------	--------

| TDX® SP2 NB Modulite

Share your thoughts and help shape the future of power chairs.

We invite you to **share your feedback**. Your insights will help us better serve the power chair community.

Please scan and complete the form.



Thank you for letting us join your journey.

Invacare Power Series Team



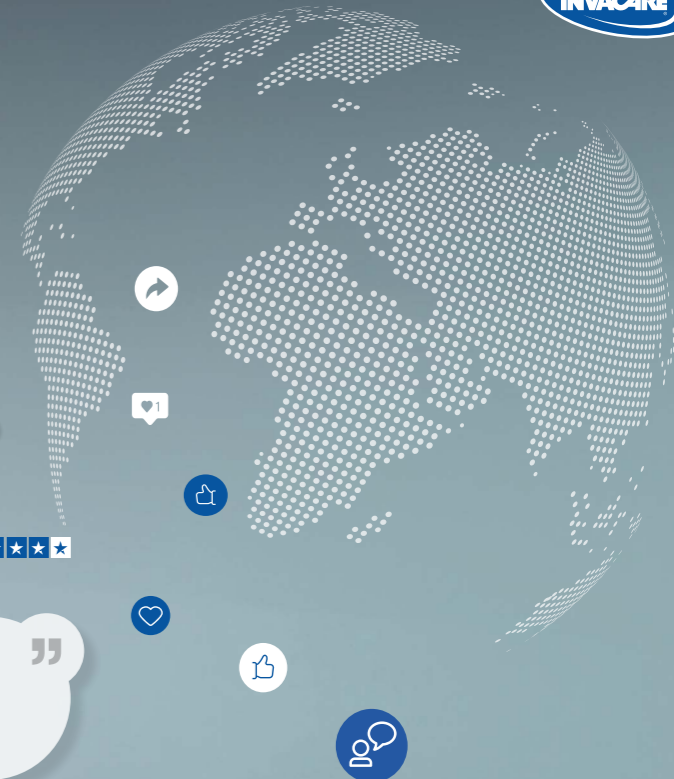


Share your feedback.

SUBSCRIBE



My chair allows me to live an independent life and get outdoors everyday.

Ian Mackay
Invacare Ambassador



POWER SERIES

TDX SP2

AVIVA RX

AVIVA FX

Esprit Action

Storm 4

T: +44 1656 776222

uk@invacare.com

www.invacare.co.uk

www.invacare.ie

© 2024 Invacare International GmbH. All rights reserved.
All information quoted is believed to be correct at time of print.
Invacare reserves the right to alter product specifications without
prior consultation. UK - TDX SP2 NB Modulite - 11/2024

